

How to...

# Add the Portal to Your Home Screen (iOS)


## Student Portal Login

Email Address

Password

Log In

Sign in to the Student Portal on your phone



Tap the share icon at the bottom of the screen

Add Bookmark



Add to Favorites



Find on Page



Add the Home Screen



Scroll down and tap **“Add to Home Screen”**

Cancel

Add to Home Screen

Add



Piano Lessons Student Portal

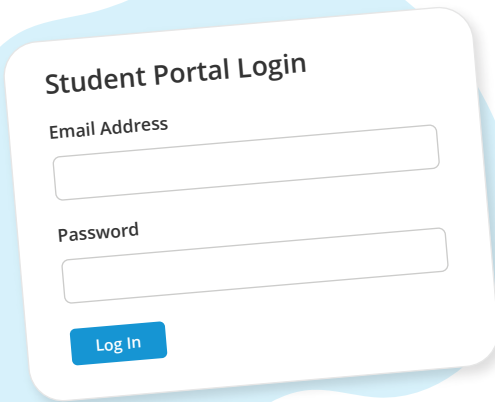
Name the shortcut, then tap **“Add”**



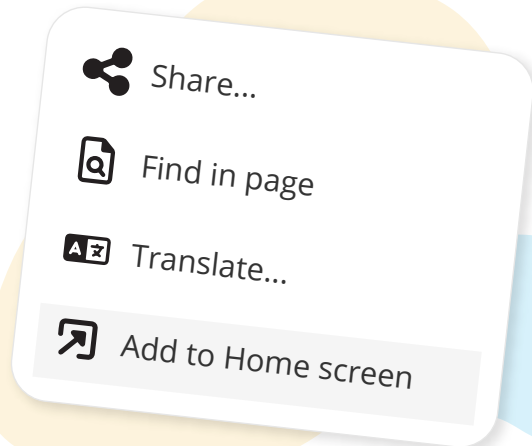
**More questions?** Click the question mark in the top right corner to open the in-app Help Center

How to...

# Add the Portal to Your Home Screen (Android)



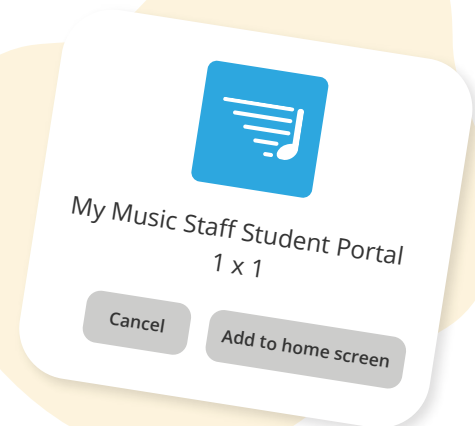
Sign in to the Student Portal on your phone



Tap the 3 dots in top right, then **“Add to Home screen”**



Name the shortcut, then tap **“Add”**



Tap **“Add to Home screen”**  
Or touch & hold the widget to place it on your home screen



**More questions?** Click the question mark in the top right corner to open the in-app Help Center